



FT12-150(12V150Ah)

Specification

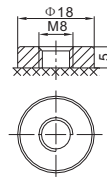
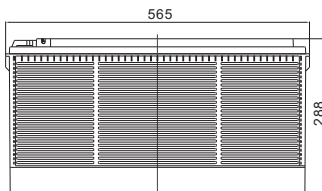
Cells Per Unit	6
Voltage Per Unit	12V
Nominal Capacity	150Ah@10hour-rate to 1.80V per cell @25°C
Weight	Approx. 43.5 Kg (Tolerance ±5.0%)
Internal Resistance	≤5.0 mΩ (Full Charge Condition @25°C)
Terminal	Default F14(M8)
Max. Discharge Current	1500A (5 sec)
Design Life	12 years
Max. Charging Current	45.0 A
Reference Capacity	C ₃ 112.5Ah C ₅ 127.5Ah C ₁₀ 150.0Ah C ₂₀ 159.0Ah
Float Charging Voltage	13.5 V~13.8 V @ 25°C Temperature Compensation: -3mV/°C/Cell
Cycle Use Voltage	14.6 V~14.8 V @ 25°C Temperature Compensation: -4mV/°C/Cell
Operating Temperature Range	Discharge: -20°C~60°C Charge: 0°C~50°C Storage: -20°C~60°C
Normal Operating Temperature Range	25°C ±5°C
Self Discharge	RITAR Valve Regulated Lead Acid (VRLA) batteries can be stored for up to 6 months at 25°C and then recharging is recommended. Monthly Self-discharge ratio is less than 3% at 25 C. Please charge batteries before using.
Container Material	A.B.S. UL94-V0



FT(Front Terminal) Series is specially designed for telecom use with 12 years design life in float service. By adopting a new AGM separator and centralized venting system, the battery can be installed in any position while maintaining high reliability. The dimensions of the FT series are designed for 19" and 23" cabinet installation. It is suitable for telecom EPS/EPS, applications.



Dimensions



F14 Terminal

Length	565±2mm (22.2 inches)
Width	110±2mm (4.33 inches)
Height	288±2mm (11.3 inches)
Total Height	288±2mm (11.3 inches)
Terminal	Value
M5	6~7 N*m
M6	8~10 N*m
M8	10~12 N*m

Unit: mm

Constant Current Discharge Characteristics : A (25°C)

F.V/Time	15MIN	30MIN	1HR	2HR	3HR	4HR	5HR	8HR	10HR	20HR
1.60V	258.8	161.0	91.6	54.6	42.3	33.3	28.3	19.0	15.8	8.28
1.65V	247.4	154.5	88.5	52.9	41.0	32.4	27.6	18.8	15.6	8.15
1.70V	231.8	147.7	85.6	51.1	39.9	31.5	26.8	18.5	15.4	8.05
1.75V	215.7	141.2	82.5	49.3	38.7	30.7	26.2	18.3	15.2	7.95
1.80V	199.1	134.9	79.3	47.6	37.5	29.8	25.5	17.9	15.0	7.87
1.85V	165.2	116.2	71.2	43.6	34.7	27.7	23.8	16.8	14.1	7.47

Constant Power Discharge Characteristics : W/Cell (25°C)

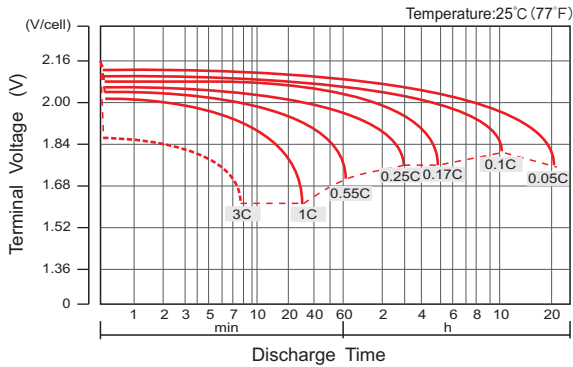
F.V/Time	15MIN	30MIN	1HR	2HR	3HR	4HR	5HR	8HR	10HR	20HR
1.60V	452.5	292.4	172.2	103.5	80.8	63.8	54.5	37.1	31.1	16.3
1.65V	439.0	283.6	167.3	100.7	78.6	62.3	53.3	36.8	30.8	16.1
1.70V	417.3	273.8	162.8	97.9	76.8	60.9	52.1	36.3	30.3	15.9
1.75V	394.0	264.4	157.8	94.9	74.9	59.5	51.0	35.9	30.0	15.7
1.80V	368.9	255.3	152.7	92.0	72.8	58.0	49.9	35.4	29.6	15.6
1.85V	310.5	222.1	137.8	84.7	67.6	54.2	46.6	33.3	27.9	14.8

(Note) The above characteristics data are average values obtained within three charge/discharge cycle not the minimum values. The battery must be fully charged before the capacity test. The C₁₀ should reach 95% after the first cycle and 100% after the third cycle.

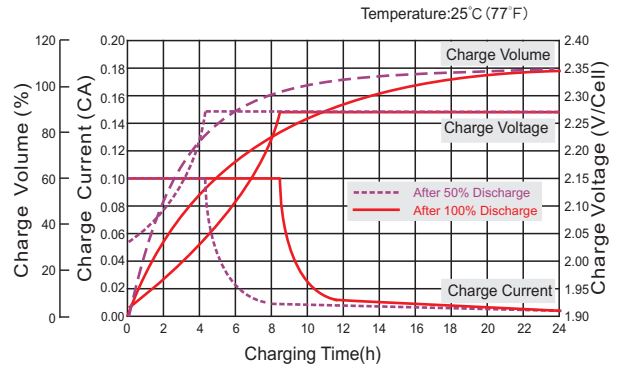
FT12-150(12V150Ah)



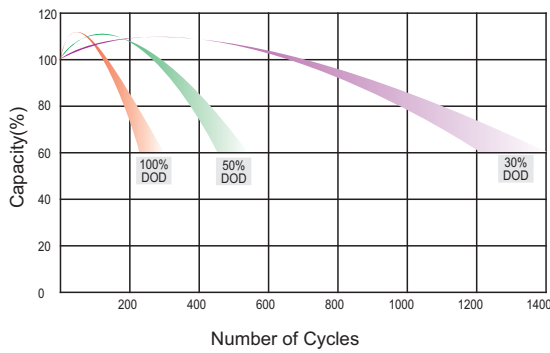
Discharge Characteristics Curve



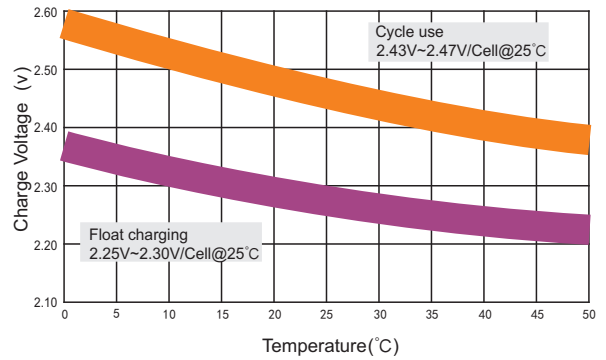
Charge Characteristic Curve For Standby Use(IU)



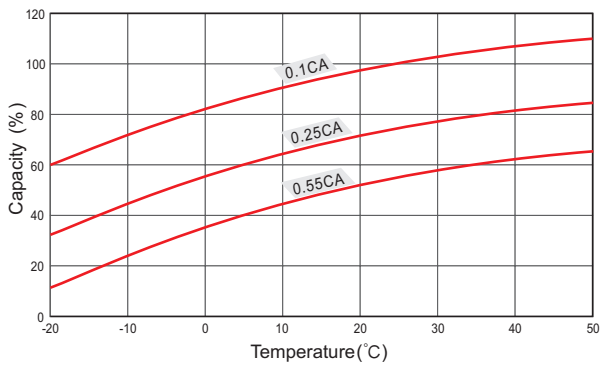
Cycle Life In Relation To Depth Of Discharge



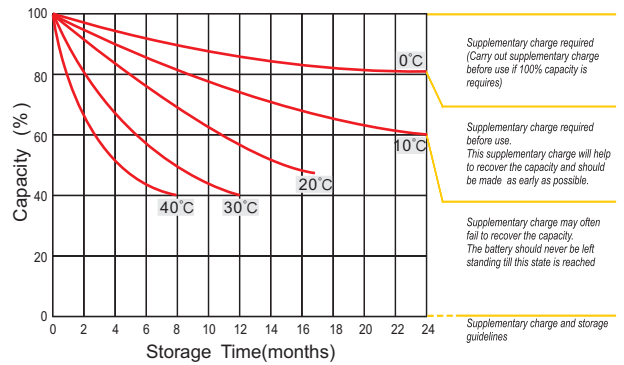
Relationship Between Charging Voltage And Temperature



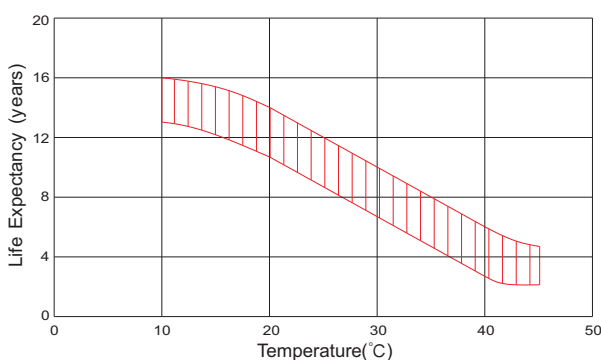
Temperature Effects On Capacity



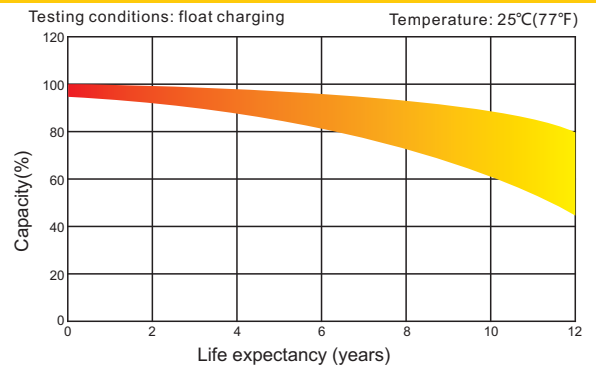
Storage Characteristics



Effect Of Temperature On Long Term Life



Life Characteristics Of Standby Use



(Note) All above information shall be changed without prior notice, RITAR reserves the right to explain and update the latest information.