



# FT12-200(12V200Ah)

## Specification

Cells Per Unit	6
Voltage Per Unit	12V
Nominal Capacity	200Ah@10hour-rate to 1.80V per cell @25°C
Weight	Approx. 57.5 Kg (Tolerance ±5.0%)
Internal Resistance	≤4.0 mΩ (Full Charge Condition @25°C)
Terminal	Default F14(M8)
Max. Discharge Current	2000A (5 sec)
Design Life	12 years
Max. Charging Current	60.0 A
Reference Capacity	C <sub>3</sub> 150.0Ah C <sub>5</sub> 170.0Ah C <sub>10</sub> 200.0Ah C <sub>20</sub> 212.0Ah
Float Charging Voltage	13.5 V~13.8 V @ 25°C Temperature Compensation: -3mV/°C/Cell
Cycle Use Voltage	14.6 V~14.8 V @ 25°C Temperature Compensation: -4mV/°C/Cell
Operating Temperature Range	Discharge: -20°C~60°C Charge: 0°C~50°C Storage: -20°C~60°C
Normal Operating Temperature Range	25°C ±5°C
Self Discharge	RITAR Valve Regulated Lead Acid (VRLA) batteries can be stored for up to 6 months at 25°C and then recharging is recommended. Monthly Self-discharge ratio is less than 3% at 25°C. Please charge batteries before using.
Container Material	A.B.S. UL94-V0



FT(Front Terminal) Series is specially designed for telecom use with 12 years design life in float service. By adopting a new AGM separator and centralized venting system, the battery can be installed in any position while maintaining high reliability. The dimensions of the FT series are designed for 19" and 23" cabinet installation. It is suitable for telecom EPS/EPS, applications.



ISO 9001

ISO 14001

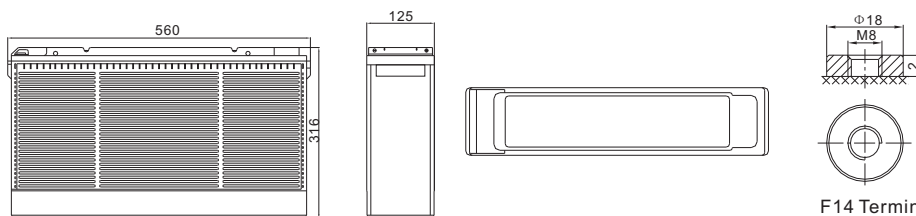
ISO 45001



MH 28539

BSTXD210316008505EC

## Dimensions



Length	560±2mm (22.1 inches)
Width	125±2mm (4.92 inches)
Height	316±2mm (12.4 inches)
Total Height	316±2mm (12.4 inches)
Terminal	Value
M5	6~7 N*m
M6	8~10 N*m
M8	10~12 N*m

F14 Terminal

Unit: mm

### Constant Current Discharge Characteristics : A (25°C)

F.V/Time	15MIN	30MIN	1HR	2HR	3HR	4HR	5HR	8HR	10HR	20HR
1.60V	345.1	214.6	122.2	72.8	56.4	44.3	37.7	25.4	21.1	11.0
1.65V	329.9	206.1	118.0	70.5	54.7	43.1	36.8	25.1	20.8	10.9
1.70V	309.0	197.0	114.2	68.2	53.2	42.0	35.8	24.7	20.5	10.7
1.75V	287.6	188.2	110.0	65.8	51.6	40.9	34.9	24.3	20.3	10.6
1.80V	265.5	179.9	105.8	63.4	50.0	39.7	34.0	23.9	20.0	10.5
1.85V	220.3	155.0	94.9	58.1	46.2	36.9	31.7	22.5	18.8	10.0

### Constant Power Discharge Characteristics : W/Cell (25°C)

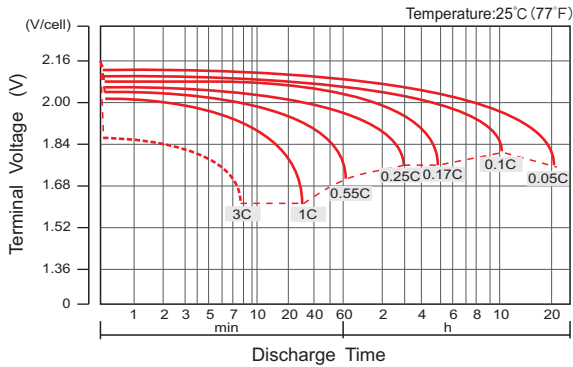
F.V/Time	15MIN	30MIN	1HR	2HR	3HR	4HR	5HR	8HR	10HR	20HR
1.60V	603.3	389.8	229.6	138.0	107.7	85.1	72.7	49.5	41.5	21.7
1.65V	585.3	378.2	223.0	134.2	104.9	83.1	71.1	49.1	41.0	21.4
1.70V	556.4	365.1	217.1	130.5	102.5	81.2	69.5	48.4	40.5	21.2
1.75V	525.3	352.6	210.5	126.5	99.8	79.4	68.0	47.8	40.0	21.0
1.80V	491.9	340.4	203.6	122.6	97.1	77.4	66.5	47.1	39.5	20.8
1.85V	414.0	296.1	183.7	113.0	90.2	72.2	62.2	44.4	37.3	19.7

(Note) The above characteristics data are average values obtained within three charge/discharge cycle not the minimum values. The battery must be fully charged before the capacity test. The C<sub>10</sub> should reach 95% after the first cycle and 100% after the third cycle.

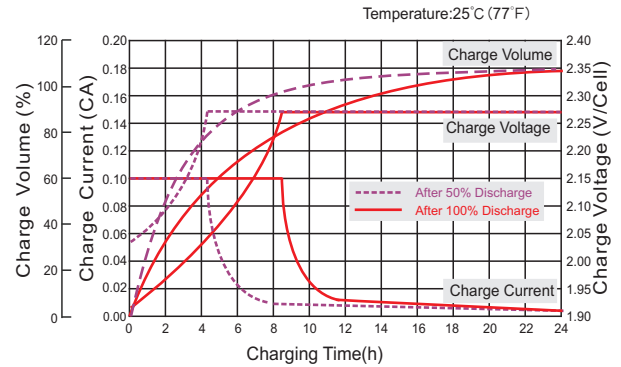
# FT12-200(12V200Ah)



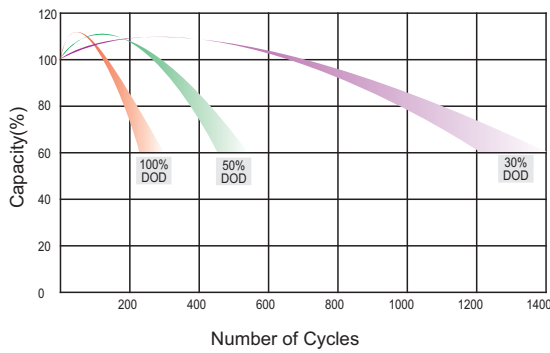
## Discharge Characteristics Curve



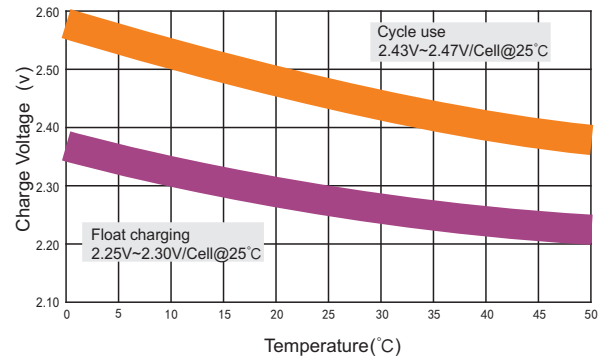
## Charge Characteristic Curve For Standby Use(IU)



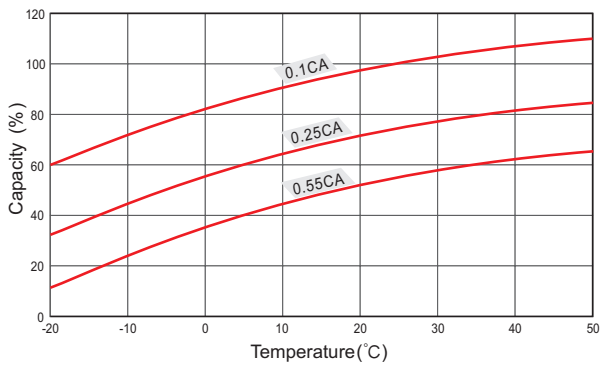
## Cycle Life In Relation To Depth Of Discharge



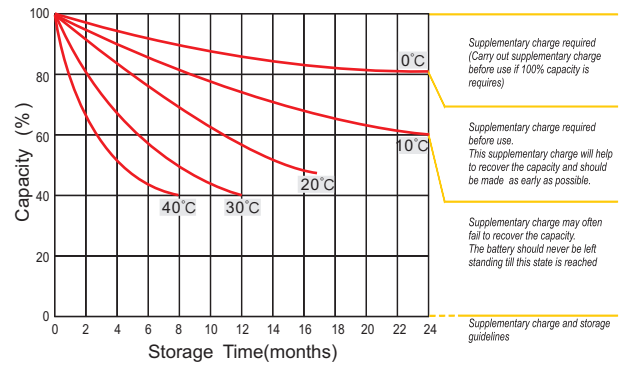
## Relationship Between Charging Voltage And Temperature



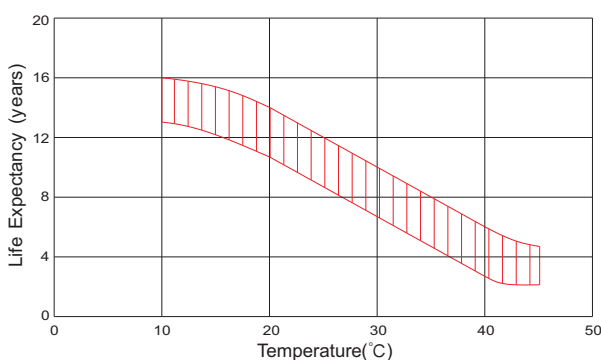
## Temperature Effects On Capacity



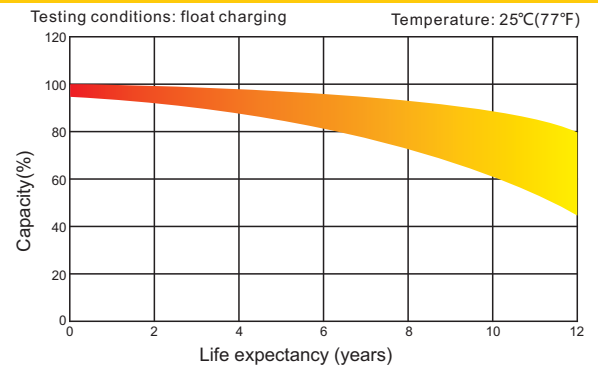
## Storage Characteristics



## Effect Of Temperature On Long Term Life



## Life Characteristics Of Standby Use



(Note) All above information shall be changed without prior notice, RITAR reserves the right to explain and update the latest information.