



HR12-800W(12V800W)

Specification

Cells Per Unit	6
Voltage Per Unit	12V
Capacity	800W@15min-rate to 1.67V per cell @25°C
Weight	Approx. 63.0Kg (Tolerance ±5%)
Internal Resistance	≤2.30 mΩ (Full Charge Condition @25°C)
Terminal	Default F10(M8)
Max. Discharge Current	2000A (5 sec)
Short Circuit Current	5100A
Design Life	15 years
Max. Charging Current	50.0 A
Reference Capacity	C ₁₀ 200.0Ah C ₂₀ 210.0Ah
Float Charging Voltage	13.50 V~13.62 V @ 25°C Temperature Compensation: -3mV/°C/Cell
Equalization Charging Voltage	14.10 V~14.40 V @ 25°C Temperature Compensation: -4mV/°C/Cell
Operating Temperature Range	Discharge: -20°C~60°C Charge: 0°C~50°C Storage: -20°C~60°C
Normal Operating Temperature Range	25°C ±5°C
Self Discharge	RITAR Valve Regulated Lead Acid (VRLA) batteries can be stored for up to 6 months at 25°C and then recharging is recommended. Monthly Self-discharge ratio is less than 3% at 25°C. Please charge batteries before using.
Container Material	A.B.S. UL94-V0



HR (High Rate) series valve-regulated sealed lead-acid batteries are specifically designed for short backup time and high-current discharge scenarios. The grid is manufactured by continuous casting and rolling process, featuring uniform composition, fine grains, excellent strength, toughness, and corrosion resistance, high dimensional accuracy and consistency, with outstanding performance in energy density and float service life. Combined with special active material formula and internal structure adapted for high-current discharge, it delivers stable discharge performance and is widely used in high-power backup power systems such as data centers.



ISO 9001

ISO 14001

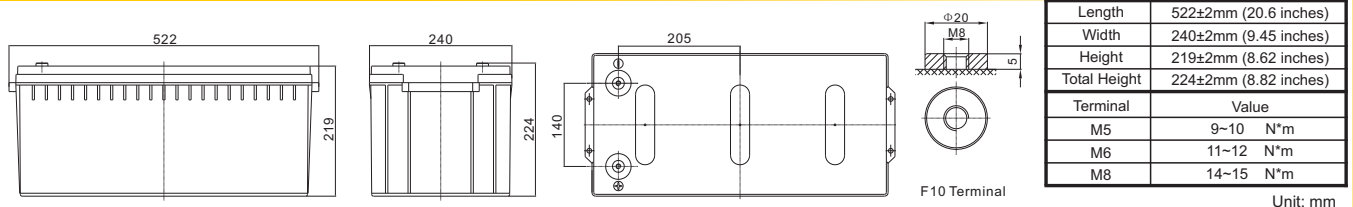
ISO 45001



MH 28539

BSTXD210316008507EC

Dimensions



Constant Current Discharge Characteristics : A (25 °C)

F.V/Time	5min	10min	15min	20min	25min	30min	60min	90min
1.60V	544.6	501.0	381.2	320.3	267.8	235.7	137.7	92.7
1.67V	524.6	493.0	366.7	315.3	262.1	231.7	134.1	91.4
1.70V	511.5	481.0	383.0	310.9	255.8	226.7	126.6	88.3
1.75V	466.4	455.9	358.0	300.9	250.8	215.6	119.1	86.4
1.80V	425.3	350.7	333.0	243.8	210.0	183.3	109.8	75.8
1.85V	401.2	340.7	302.0	226.8	188.2	164.4	103.6	72.5

Constant Power Discharge Characteristics : W/Cell (25°C)

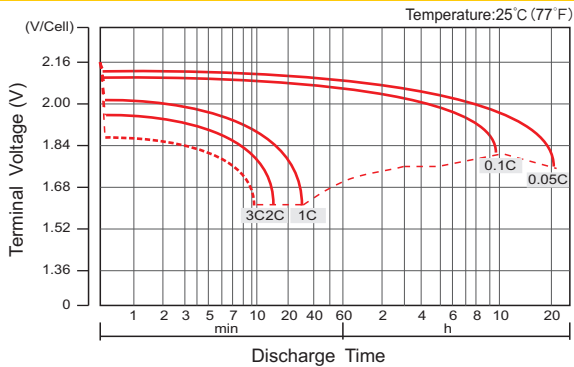
F.V/Time	5min	10min	15min	20min	25min	30min	60min	90min
1.60V	1023.1	999.9	833.0	639.9	527.3	431.6	249.8	185.1
1.67V	1013.0	990.0	800.0	634.9	522.5	423.3	244.0	182.3
1.70V	1003.0	982.0	790.0	631.9	514.2	420.2	230.3	179.6
1.75V	958.9	926.6	760.0	625.9	509.5	412.0	225.3	164.1
1.80V	787.4	716.4	660.0	489.6	399.8	346.9	209.6	157.5
1.85V	778.3	694.4	600.0	442.9	379.0	331.7	200.7	151.5

(Note) The above characteristics data are average values obtained within three charge/discharge cycle not the minimum values.

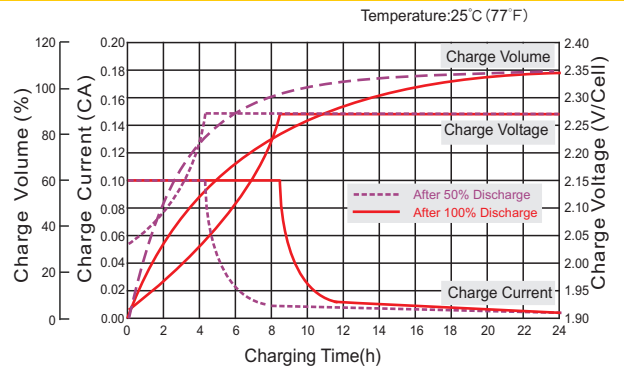
HR12-800W(12V800W)



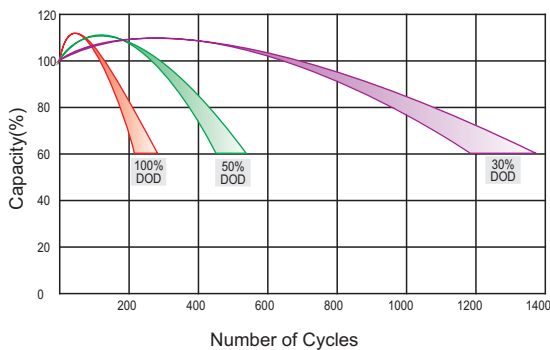
Discharge Characteristics Curve



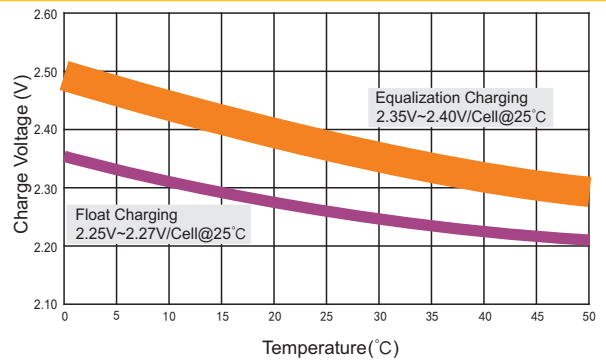
Charge Characteristic Curve For Standby Use(IU)



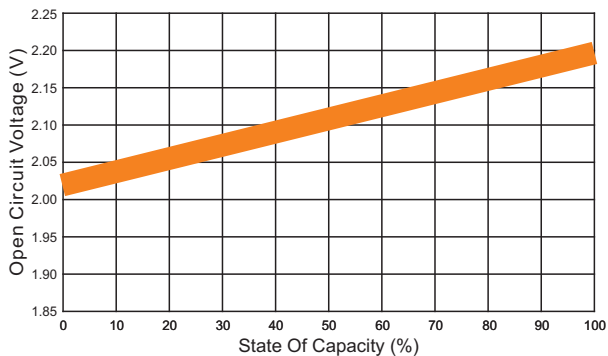
Cycle Life In Relation To Depth Of Discharge



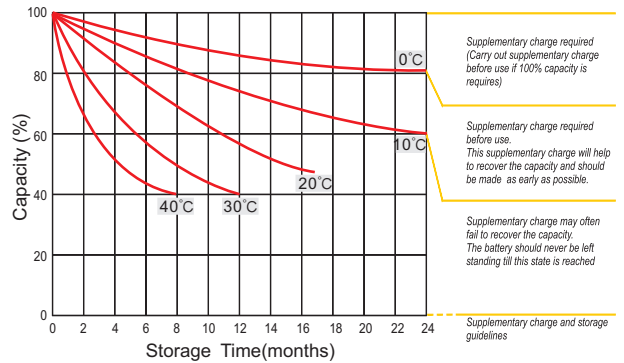
Relationship Between Charging Voltage And Temperature



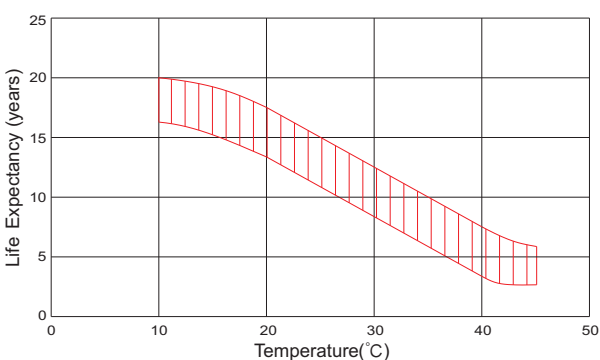
Relationship of OCV And State of Charge(20°C)



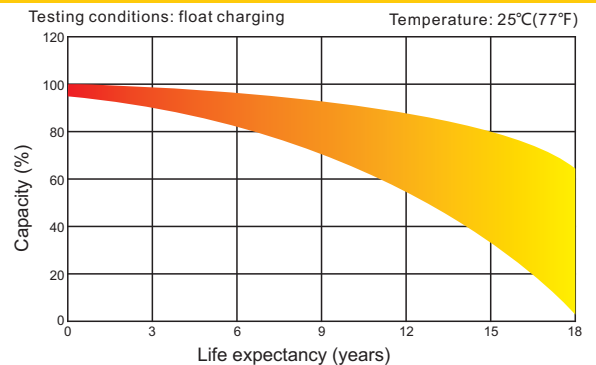
Storage Characteristics



Effect Of Temperature On Long Term Life



Life Characteristics Of Standby Use



(Note) All above information shall be changed without prior notice, RITAR reserves the right to explain and update the latest information.