

MOTIVACTION

HIGH PERFORMANCE DEEP CYCLE BATTERY



INDUSTRY LEADING

18

MONTHS
WARRANTY*

TUBULAR PLATE
TECHNOLOGY

100% MORE
BATTERY CYCLING**

*Warranty conditions apply **Against conventional plate technology

MOTIVACTION

HIGH PERFORMANCE DEEP CYCLE BATTERY

THE FUTURE IS TUBULAR

MotivAction Tubular Battery For Industrial Applications

The all new MotivAction tubular battery is developed for all kinds of your traction needs. It is a premium choice for your electric vehicles, be it for scissor lift, floor sweeper or golf cart. The innovative tubular plate technology design is to provide a more durable and dependable battery. It is the finest battery when it comes to service life and power.

MotivAction tubular battery is the future power of industrial applications now.



MOTIVACTION TUBULAR

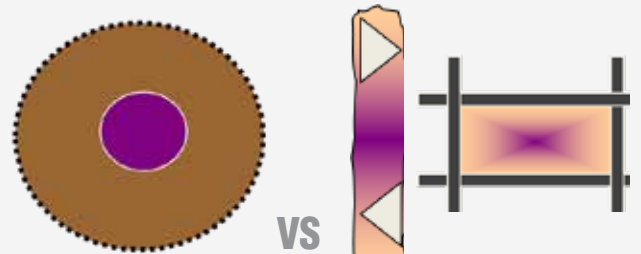
- High pressure die cast positive spine resists corrosion.
- Active material covered by PET (Polyethylene Terephthalate) fabric tubing, prevents active material shedding.
- High purity lead material for longer maintenance intervals allows lower maintenance costs.



WHAT'S GIVING YOU MORE ACTION WITH TUBULAR TECHNOLOGY


Circle is better than a Rectangle

MotivAction's round tube has greater plate area than a conventional flat plate design. This optimises active material utilization allowing higher voltage under load.



Exceptional Service life through Tubular plate technology

Specially designed PET fabric tubing provides superior strength. In addition this helps prevent active material shedding and plate deformation



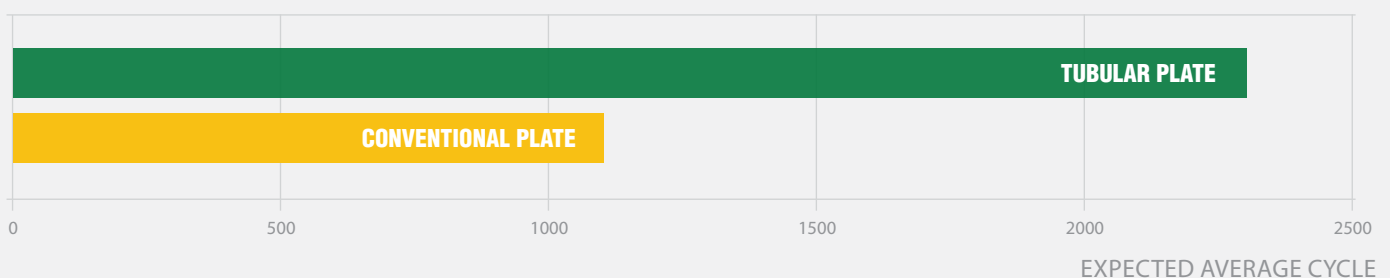
Tubular Design Overview

Advanced Technology tubular positive plate

High pressure die-cast positive spine helps to deliver superior corrosion resistance, better than gravity cast flat plate design. These features help prolong battery life.

WHY SHOULD YOU CHOOSE TUBULAR PLATE OVER CONVENTIONAL?

Comparison graph - Cycle life in relation to depth of discharge



BATTERY SPECIFICATION

TYPE	VOLTS	CAPACITY 20HR [AH]	CAPACITY 5HR [AH]	OVERALL DIMENSIONS (MM)				WET WEIGHT (KG)	ASSEMBLY	WARRANTY (MONTHS)
				L	W	H	TH			
M105T	6	226	185	259	182	248	283	29.0	FIG. 01	18
M875T	8	174	144	259	182	248	283	30.0	FIG. 02	18
M1275T	12	152	128	328	182	262	297	41.0	FIG. 02	18

BATTERY ASSEMBLIES

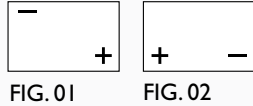
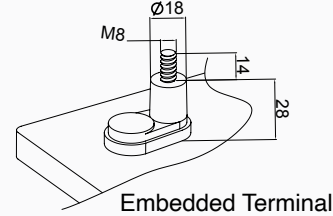


FIG. 01

FIG. 02

BATTERY TERMINAL



Embedded Terminal

CHARGING INSTRUCTIONS

CHARGING METHOD (C = C₅)

CONSTANT VOLTAGE 0.2C x 2h + 2.65V / cell x 12h, Max. current 0.2C

CONSTANT CURRENT 0.14C x 6h + 0.07C x 6h

CHARGING TEMPERATURE COMPENSATION

ADD

0.004 Volt per cell for every 1°C below 25°C

SUBTRACT

0.004 Volt per cell for every 1°C above 25°C

OTHER SPECIFICATIONS

SELF-DISCHARGE 3.5-10% per month depending on storage temperature conditions.

DISCHARGING TEMPERATURE -40°C to +60°C. At temperatures below 0°C maintain a state of charge greater than 60%.

MAINTENANCE TIPS

- After each use, batteries should be recharged. This is a key maintenance tip and should be followed in order to maximise the service life of the battery. If feasible charging between rounds is recommended. Do not send out a cart unless the batteries are in good state of charge.
- Watering is also a very important step in maintaining a flooded lead acid battery. Check water level after each charge/cycle. Make sure that there is no overfill to avoid loss of electrolyte. Always use distilled water. Use of watering kit is recommended.
- During off-season batteries should be stored in an unheated area. Make sure the batteries are fully charged before storing. Periodic checks needs to be carried out to make sure specific gravity do not go below 1.220. Follow the preventive maintenance before putting carts back in service