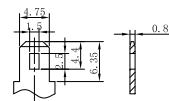
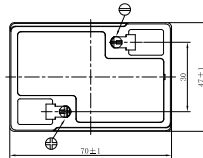

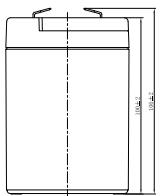


## Specification

Cells Per Unit	3
Voltage Per Unit	6
Capacity	4.5Ah@20hr-rate to 1.75V per cell @25°C
Weight	Approx. 0.72 Kg (Tolerance ±3.0%)
Internal Resistance	Approx. 22 mΩ
Terminal	T1
Max. Discharge Current	75A (5 sec)
Design Life	5 years (floating charge)
Max. Charging Current	1.35 A
Reference Capacity	C3 3.39AH
	C5 3.83AH
	C10 4.19AH
	C20 4.50AH
Float Charging Voltage	6.75 V~6.90V @ 25 °C Temperature Compensation: -3mV/°C/Cell
Cycle Use Voltage	7.20 V~7.50 V @ 25°C Temperature Compensation: -5mV/°C/Cell
Operating Temperature Range	Discharge: -15°C~50°C
	Charge: -20°C~40°C
	Storage: -15°C~40°C
Normal Operating Temperature Range	25°C ±5°C
Self Discharge	AMP-Tech Plus (VRLA) batteries can be stored for up to 6 months at 25°C then recharging is recommended. Monthly self-discharge ratio is less than 3% at 25°C. Please charged batteries before using.
Container Material	A.B.S. UL94-HB, UL94-V0 Optional.



## Dimensions



T1 Terminal

Length	70±2mm (2.76 inches)
Width	47±2mm (1.85 inches)
Height	100±2mm (3.94 inches)
Total Height	106±2mm (4.17 inches)
Terminal	Value
M5	6~7 N*m
M6	8~10 N*m
M8	10~12 N*m

Unit: mm

### Constant Current Discharge Characteristics : A(25°C)

F.V/Time	5MIN	10MIN	15MIN	20MIN	30MIN	45MIN	1HR	1.5HR	2HR	3HR	4HR	5HR	6HR	8HR	10HR	20HR
1.85V/cell	11.3	8.26	6.55	5.35	4.07	2.99	2.44	1.84	1.53	1.09	0.876	0.744	0.637	0.500	0.409	0.220
1.80V/cell	12.2	8.64	6.81	5.51	4.17	3.04	2.48	1.87	1.56	1.11	0.888	0.755	0.645	0.507	0.413	0.222
1.75V/cell	13.1	9.10	7.06	5.68	4.27	3.11	2.53	1.90	1.58	1.13	0.900	0.765	0.653	0.513	0.419	0.225
1.70V/cell	14.1	9.50	7.31	5.84	4.37	3.16	2.57	1.94	1.61	1.14	0.910	0.775	0.662	0.519	0.424	0.227
1.67V/cell	14.8	9.80	7.46	5.95	4.43	3.20	2.60	1.95	1.62	1.15	0.920	0.780	0.667	0.523	0.427	0.229
1.60V/cell	16.0	10.4	7.80	6.17	4.56	3.29	2.66	2.00	1.66	1.17	0.940	0.795	0.679	0.532	0.433	0.231

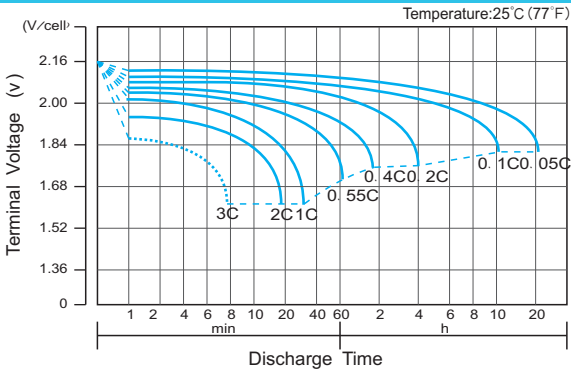
### Constant Power Discharge Characteristics : WPC(25°C)

F.V/Time	5MIN	10MIN	15MIN	20MIN	30MIN	45MIN	1HR	1.5HR	2HR	3HR	4HR	5HR	6HR	8HR	10HR	20HR
1.85V/cell	21.3	15.8	12.6	10.3	7.86	5.79	4.74	3.59	3.01	2.15	1.73	1.47	1.26	0.990	0.812	0.489
1.80V/cell	23.0	16.5	13.1	10.5	8.02	5.89	4.82	3.65	3.04	2.18	1.75	1.49	1.28	1.01	0.821	0.494
1.75V/cell	24.7	17.2	13.4	10.8	8.18	5.98	4.89	3.69	3.09	2.21	1.76	1.50	1.29	1.02	0.831	0.499
1.70V/cell	26.4	17.9	13.9	11.1	8.33	6.07	4.96	3.74	3.12	2.23	1.79	1.52	1.31	1.03	0.840	0.504
1.67V/cell	27.4	18.4	14.0	11.3	8.46	6.13	5.00	3.77	3.15	2.25	1.80	1.53	1.31	1.04	0.845	0.507
1.60V/cell	29.5	19.3	14.6	11.6	8.64	6.26	5.09	3.83	3.20	2.29	1.83	1.56	1.33	1.05	0.858	0.515

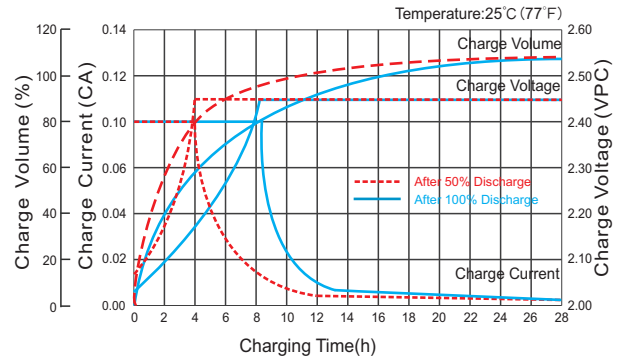
(Note) The above characteristics data are average values obtained within three charge/discharge cycle not the minimum values. The battery must be fully charged before the capacity test. The C<sub>20</sub> should reach 95% after the first cycle and 100% after the third cycle.

## VALVE REGULATED LEAD ACID AGM BATTERY

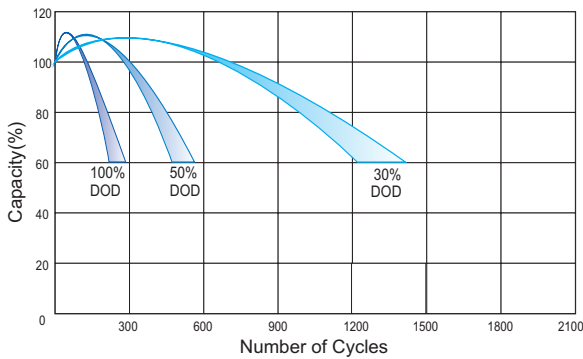
### Discharge Characteristics Curve



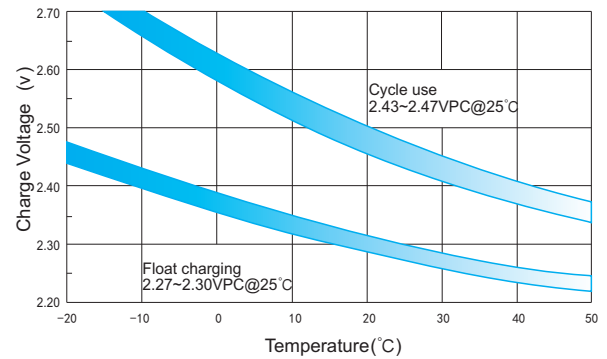
### Charge Characteristic Curve for Cycle Use (IU)



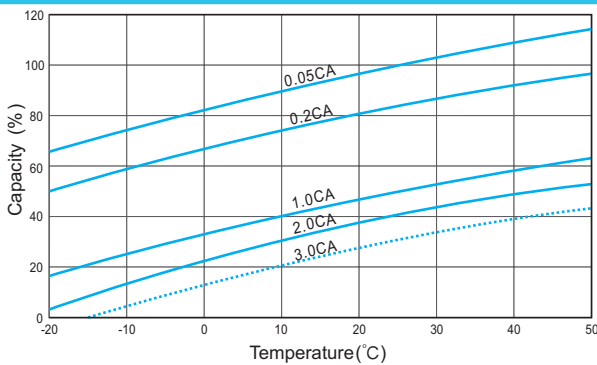
### Cycle Life in Relation to Depth of Discharge



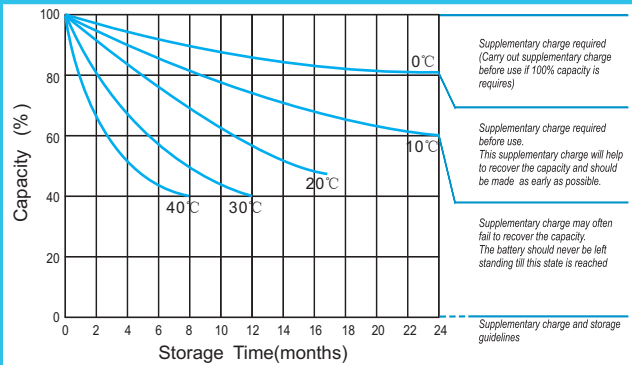
### Relationship Between Charging Voltage and Temperature



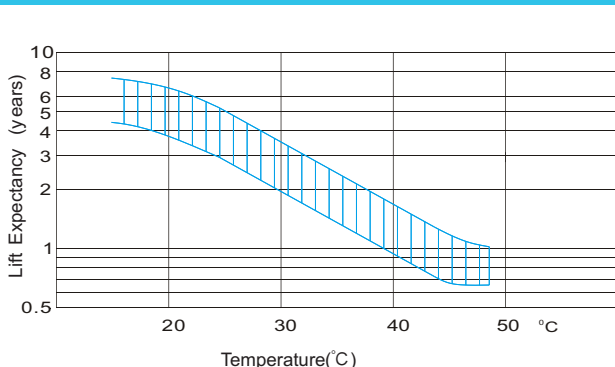
### Temperature Effects on Capacity



### Storage Characteristics



### Effect of Temperature on Long Term Life



### Relationship of OCV And State of Charge (20°C)

